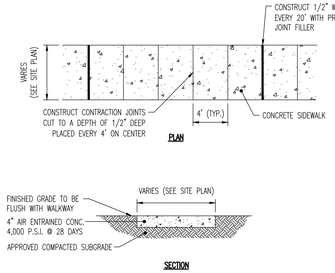

NOTE:

1. MAX. CROSS SLOPE 1/4" PER FOOT PITCHED TOWARDS ROADWAY.
2. PROVIDE 1/2" WIDE PREMOLDED BITUMINOUS EXPANSION JOINT AT 20' INTERVALS.
3. REFER TO SITE PLAN FOR SIDEWALK WIDTH.
4. PROVIDE A BROOM FINISH TO PROVIDE A SLIP RESISTANT WEARING SURFACE IN ACCORDANCE WITH A.D.A. REGULATIONS. FINISH THE EDGES OF THE GROOVES USING AN EDGING TOOL WITH A 1/4" RADIUS.

AS REQ'D

ON SITE SIDEWALK DETAIL

NOT TO SCALE

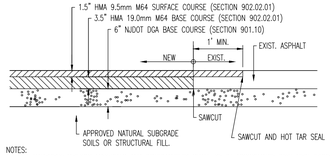

NOTES:

1. ALL PAVEMENT SECTION MATERIALS AND WORKMANSHIP SHALL BE IN ACCORDANCE WITH NEW JERSEY DEPARTMENT OF TRANSPORTATION STANDARD SPECIFICATIONS FOR ROAD AND BRIDGE CONSTRUCTION 2019.
2. OWNER SHALL CONTACT AND ENGAGE DYNAMIC EARTH, LLC. TO INSPECT AND TEST SUBGRADE SOILS. CONTRACTOR SHALL CONTACT DYNAMIC EARTH, LLC. AT (908) 879-7095 (WWW.DYNAMIC-EARTH.COM) AT ONSET OF CONSTRUCTION TO CONFIRM REQUIREMENTS AND COORDINATE INSPECTIONS.
3. SUBGRADE SOILS SHALL BE APPROVED BY DYNAMIC EARTH, LLC. APPROVED NATURAL SOILS SHALL BE COMPACTED AND PROOFROLLED WITH A LOADED TANDEM AXLE TRUCK TO A FIRM AND UNYIELDING CONDITION. UNSUITABLE MATERIALS SHALL BE REMOVED AND REPLACED WITH STRUCTURAL FILL OR STABILIZED AS DIRECTED BY DYNAMIC EARTH, LLC. ANY STRUCTURAL FILL AT OR BELOW PAVEMENT SUBGRADE SHALL BE COMPACTED TO 95% OF THE MAXIMUM DRY DENSITY WITHIN 2% OF THE OPTIMUM MOISTURE CONTENT AS DETERMINED BY ASTM-D1557.
4. **CONTRACTOR TO REFER TO GEOTECHNICAL REPORT FOR FINAL PAVEMENT SECTION DESCRIPTION.**

FULL DEPTH PAVEMENT DETAIL

NOT TO SCALE

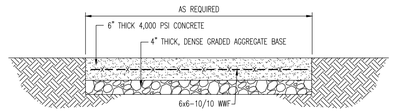

NOTES:

1. CONCRETE SHALL HAVE A MINIMUM COMPRESSIVE STRENGTH OF 4,000 PSI AT 28 DAYS WITH A MINIMUM CEMENT CONTENT OF 600 POUNDS PER CUBIC YARD FOR ALL FOOTINGS.
2. ALL CONCRETE SHALL HAVE A SLUMP OF NO GREATER THAN 4" TO WITHIN A TOLERANCE OF 1".
3. ALL EXPOSED CONCRETE SHALL BE AIR-ENTRAINED, (6% WITHIN 1% TOLERANCE), CONFORMING TO ASTM C260.
4. REINFORCING STEEL BARS SHALL BE A MINIMUM ASTM A615, GRADE 60, AND SHALL BE FIELD WIRED IN PLACE.
5. ALL FRAMEWORK, AND PLACEMENT OF CONCRETE SHALL COMPLY WITH GOOD CONSTRUCTION PRACTICES AND BE IN ACCORDANCE WITH ALL LOCAL GOVERNING CODES AND REGULATIONS, AS WELL AS THE ACI AND UNIFORM BUILDING CODE.
6. EXPANSION JOINTS 1/2" WIDE OF PREMOULDED BITUMINOUS MATERIALS SHALL BE INSTALLED.

6" REINFORCED CONCRETE PAD & SIDEWALK DETAIL

NOT TO SCALE

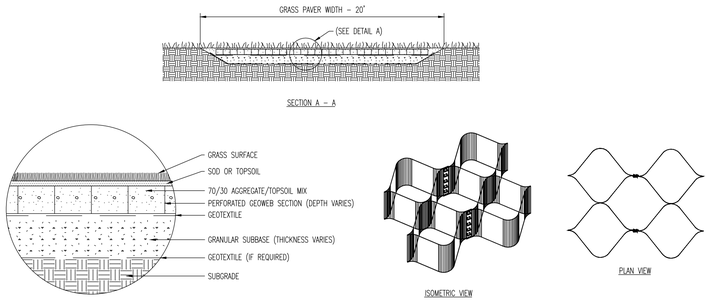

REINFORCED TURF DETAIL

NOT TO SCALE

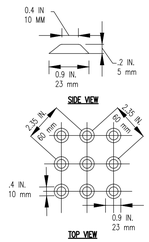

NOTES:

1. DETECTABLE WARNINGS SHALL BE A PRE-MANUFACTURED ARMOUR TILE TACTILE SYSTEM OR APPROVED EQUIVALENT.
2. WARNING SURFACE SHALL CONTRAST VISUALLY WITH ADJOINING SURFACES, EITHER LIGHT ON DARK OR DARK ON LIGHT PER LATEST A.D.A. ACCESSIBILITY GUIDELINES.
3. CONTRACTOR TO COORDINATE SPECIFIC SYSTEM AND MATERIALS UTILIZED WITH THE ENGINEER TO ENSURE LOCAL, STATE AND A.D.A. COMPLIANCE PRIOR TO CONSTRUCTION.

TRUNCATED DOME PATTERN FOR A.D.A. DETECTABLE WARNING SURFACE

NOT TO SCALE

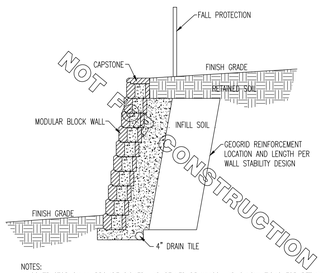

NOTES:

1. CONTRACTOR SHALL PROVIDE SIGNED AND SEALED DRAWINGS AND CALCULATIONS FOR RETAINING WALL DESIGN FOR REVIEW AND APPROVAL BY ENGINEER AND TOWNSHIP BUILDING DEPARTMENT PRIOR TO CONSTRUCTION.
2. WALL SHALL BE CONSTRUCTED IN ACCORDANCE WITH MANUFACTURERS SPECIFICATIONS.

TYPICAL MODULAR BLOCK WALL

NOT TO SCALE

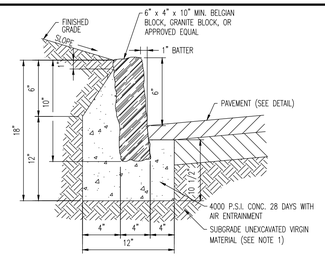

NOTES:

1. ANY EXCAVATION BELOW DESIRED GRADE DUE TO OVER EXCAVATION OR WET SOIL CONDITIONS SHALL BE BACKFILLED WITH 3/4" CLEAN CRUSHED STONE. ALL SUBGRADES SHALL BE APPROVED BY THE TOWNSHIP ENGINEER PRIOR TO POURING.
2. JOINTS SHALL BE NOT MORE THAN 1/4" WIDE FOR DRESSED BLOCK AND 3/8" WIDE FOR QUARRY SPLIT BLOCK. THE JOINTS SHALL BE POINTED WITH 1:1 CEMENT-SAND MORTAR.
3. TRANSVERSE JOINTS 1/2" WIDE SHALL BE INSTALLED IN THE CURB 20'-0" APART AND SHALL BE FILLED WITH PREFORMED, BITUMINOUS-IMPREGNATED FIBER JOINT FILLER, COMPLYING WITH THE REQUIREMENTS OF AASHTO M-213, RECESSED 1/4" FROM THE FRONT FACE AND TOP OF THE CURB.

BELGIAN BLOCK CURB DETAIL

NOT TO SCALE

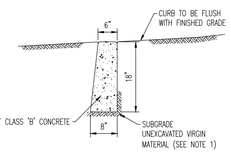

FLUSH CURB

NOTES:

1. ANY EXCAVATION BELOW DESIRED GRADE DUE TO OVER EXCAVATION OR WET SOIL CONDITIONS SHALL BE BACKFILLED WITH 3/4" CLEAN CRUSHED STONE. ALL SUBGRADES SHALL BE APPROVED BY THE TOWNSHIP ENGINEER PRIOR TO POURING.
2. TRANSVERSE JOINTS 1/2" WIDE SHALL BE INSTALLED IN THE CURB 20'-0" APART AND SHALL BE FILLED WITH PREFORMED, BITUMINOUS-IMPREGNATED FIBER JOINT FILLER, COMPLYING WITH THE REQUIREMENTS OF AASHTO-213, RECESSED 1/4" FROM THE FRONT FACE AND TOP OF THE CURB.
3. DUMMY JOINTS (FORMED) SHALL BE INSTALLED MIDWAY BETWEEN EXPANSION JOINTS.
4. WIDTH OF JOINT FILLER STRIP EQUAL TO THE THICKNESS OF THE PAVEMENT LESS 1/2".
5. THESE SPECIFICATIONS ALSO MEET RSIS DESIGN STANDARDS.

FLUSH CONCRETE CURB DETAIL

NOT TO SCALE

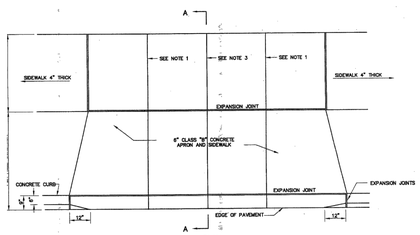

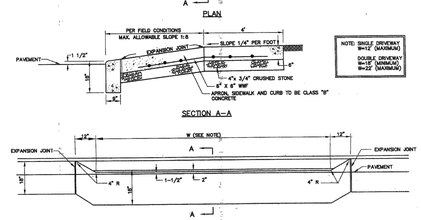

NOTES:

1. DOUBLE DRIVEWAY – EXPANSION JOINTS SHALL BE CONSTRUCTED AS DETERMINED BY THE ENGINEER. SINGLE DRIVEWAY – BLIND JOINT 1/2" DEEP SURFACE GROOVE
2. SUBGRADE IS TO BE COMPACTED IN A MANNER SUITABLE TO THE ENGINEER.
3. EXPANSION JOINTS ARE TO BE 1/2" WIDE AND FILLED WITH PREFORMED HOT MIX ASPHALT TYPE JOINT FILLER. THE TOP OF ALL JOINT FILLER SHALL BE 1/4" BELOW THE TOP OF THE SURFACE.
4. BLIND JOINTS ARE TO BE SURFACE GROOVE CUT INTO SIDEWALK 1/2" DEEP.
5. ALL CONCRETE SURFACES SHALL BE TREATED WITH A CONCRETE CURING AND SEALING COMPOUND.

CONCRETE DRIVEWAY, 6" THICK

N.T.S.

BERGEN COUNTY CONCRETE DRIVEWAY 6" THICK

N.T.S.

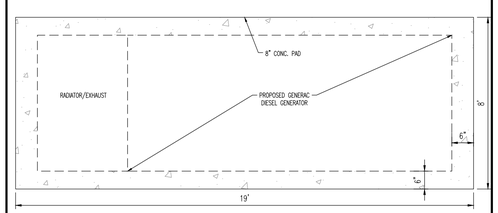

GENERATOR PAD - PLAN VIEW

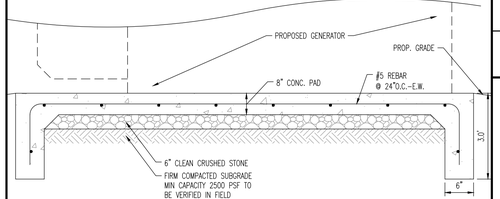

GENERATOR PAD - SECTION

NOTES:

1. GENERATOR DIMENSIONS, CONFIGURATION, AND UTILITY STUB-UPS TO BE VERIFIED WITH THE MANUFACTURER PRIOR TO CONSTRUCTION OF THE CONCRETE PAD. INSTALLATION AND ANCHORING OF GENERATOR TO BE IN ACCORDANCE WITH GENERAL INSTALLATION REQUIREMENTS (TYP.)

CONCRETE NOTES:

1. CONCRETE SHALL HAVE A MINIMUM COMPRESSIVE STRENGTH OF 4,000 PSI AT 28 DAYS WITH A MINIMUM CEMENT CONTENT OF 600 POUNDS PER CUBIC YARD FOR ALL FOOTINGS.
2. ALL CONCRETE SHALL HAVE A SLUMP OF NO GREATER THAN 4" TO WITHIN A TOLERANCE OF 1".
3. ALL EXPOSED CONCRETE SHALL BE AIR-ENTRAINED, (6% (WITHIN 1% TOLERANCE), CONFORMING TO ASTM C260.
4. REINFORCING STEEL BARS SHALL BE A MINIMUM ASTM A615, GRADE 60, AND SHALL BE FIELD WIRED IN PLACE.
5. ALL FRAMEWORK AND PLACEMENT OF CONCRETE SHALL COMPLY WITH GOOD CONSTRUCTION PRACTICES AND BE IN ACCORDANCE WITH ALL LOCAL GOVERNING CODES, AND REGULATIONS AS WELL AS THE ACI AND UNIFORM BUILDING CODE.

REINFORCED GENERATOR PAD DETAIL

N.T.S.

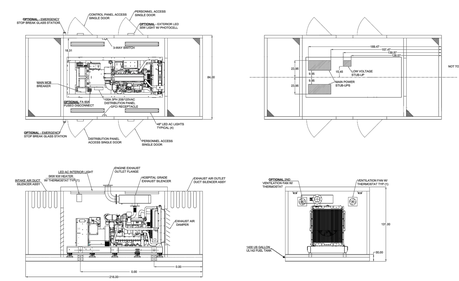

GENERAC 250KW DIESEL GENERATOR DETAIL

NOT TO SCALE

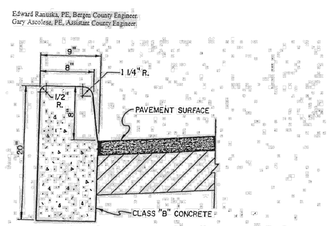

NOTE: TRANSVERSE JOINTS 1/2" WIDE SHALL BE INSTALLED 10'-0" APART & SHALL BE FILLED WITH PREFORMED BITUMINOUS JOINT FILLER AASHO DESIGNATION M213 RECESSED 1/4" FROM TOP AND FACE. DEPRESSED CURB AT DRIVEWAYS PER:608.02, NJDOT STD SPEC. FOR ROAD AND BRIDGE CONSTRUCTION, 1989.

9"X 20" CONCRETE VERTICAL CURB

NOT TO SCALE

BERGEN COUNTY CURB DETAIL

NOT TO SCALE

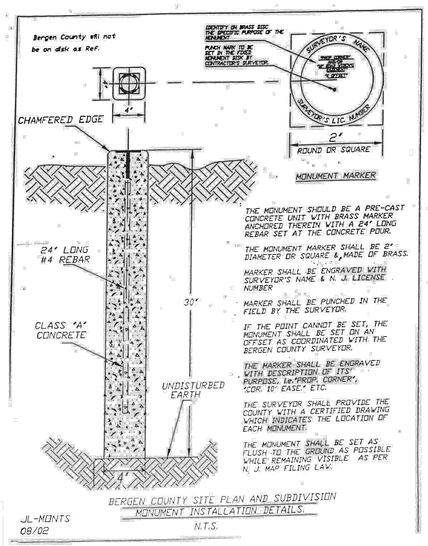

BERGEN COUNTY MONUMENT DETAIL

NOT TO SCALE

COPYRIGHT © 2022 – DYNAMIC ENGINEERING CONSULTANTS, PC – ALL RIGHTS RESERVED

Plotted: 09/30/22 – 1:30 PM, By: jdemartins
File: P:\DECPC PROJECTS\1423 Capitol Seniors Housing\99-006 Old Tappan\Dwg\Site Plans\D14239900650D10.dwg, ----> 13 CONSTRUCTION DETAILS

DYNAMIC ENGINEERING CONSULTANTS, PLANNERS, SURVEYORS • TRAFFIC

REV.	DATE	COMMENTS	BY
10	09/26/22	REVISED PER ENGINEERING COMMENTS	GL/JD
9	08/30/22	REVISED PER BOROUGH COMMENTS	JD
8	07/11/22	REVISED PER BOROUGH COMMENTS	GL
7	06/15/22	REVISED PER COUNTY COMMENTS	GL
6	05/02/22	REVISED PER BOROUGH & SCD COMMENTS	GL
5	03/16/22	NEW REV PER BOROUGH COMMENTS	JD
4	02/01/22	REVISED PER SCD COMMENTS	MS
3	12/20/21	REVISED PER UPDATED LAYOUT	GL
2	09/10/21	REVISED PER SCD & COUNTY COMMENTS	GL
1	07/29/21	REVISED PER SCD & COUNTY COMMENTS	GL

THIS PLAN SET IS FOR PERMITTING PURPOSES ONLY AND MAY NOT BE USED FOR CONSTRUCTION

DRAWN BY: JD | DESIGNED BY: JD | CHECKED BY: DTS | CHECKED BY: –

PROJECT: **CSH OLD TAPPAN, LLC**
PROPOSED ASSISTED LIVING FACILITY
BLOCK 1606, LOT 3
244 OLD TAPPAN ROAD
BOROUGH OF OLD TAPPAN, BERGEN COUNTY, NEW JERSEY

811 Know what's below. Call before you dig.
PROTECT YOURSELF
ALL STATES REQUIRE NOTIFICATION OF EXCAVATORS, DESIGNERS, OR ANY PERSON PREPARING TO DISTURB THE EARTH'S SURFACE ANYWHERE IN ANY STATE
FOR STATE SPECIFIC DIRECT PHONE NUMBERS VISIT: WWW.CALL811.COM

DYNAMIC ENGINEERING
LAND DEVELOPMENT CONSULTING • PERMITTING
GEOTECHNICAL • ENVIRONMENTAL
TRAFFIC • SURVEY • PLANNING & ZONING
245 Main Street, Suite 110
Chester, NJ 07930
T: 908.879.9229 | F: 908.879.0222
Offices conveniently located at:
Lake Como, New Jersey • T: 732.974.0198
Chatham, New Jersey • T: 908.879.9229
Newark, New Jersey • T: 973.733.7200
Toms River, New Jersey • T: 732.974.0198
Newtown, Pennsylvania • T: 267.685.0374
Philadelphia, Pennsylvania • T: (215) 233.4888
Allen, Texas • T: 972.234.3100
Houston, Texas • T: 281.789.6400
Austin, Texas • T: 512.244.3441
Delray Beach, Florida • T: 561.971.8370
www.dynamicec.com

DANIEL T. SEHNAL
PROFESSIONAL ENGINEER
NEW JERSEY LICENSE No. 53572

JOSEPH G. JAWORSKI
PROFESSIONAL ENGINEER
NEW JERSEY LICENSE No. 36618

TITLE: CONSTRUCTION DETAILS

SCALE: (H) AS (V) SHOWN | DATE: 05/18/2021
PROJECT No: 1423-99-006

SHEET No: 13 OF 20 | Rev. #: 10